
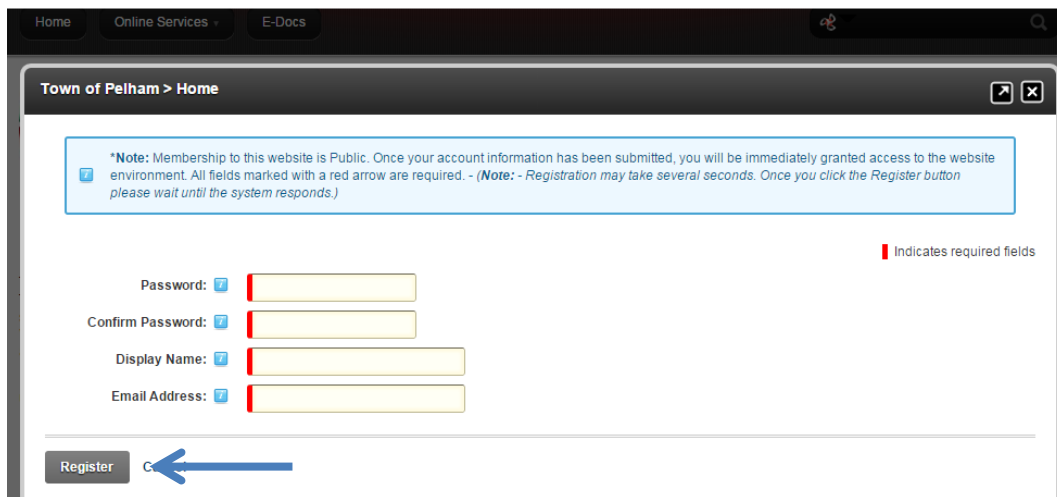


VadimOpen – Town of Pelham Online Services


1. Register for an online account: - click the Register button



2. Create and enter a password, enter a display name, and enter your email address. Click Register



3. Set up your Town accounts. Click on the button with your Display Name.



VadimOpen – Town of Pelham Online Services

4. Choose the Town account type from the drop box and fill out the required fields. The PIN number is printed on your latest tax or water bill. Click Save.

For Property Taxes, from your latest tax bill

- Ignore the 2732 at the beginning of the roll number
- Jurisdiction: choose either 010, 020 or 030 – the next three digits in your roll number
- Roll: enter the eight remaining digits plus .0000
- Access Code/Pin: enter the five digit number (Vadim Open Pin # - under your roll no.)

The screenshot shows the 'ACCOUNT MANAGEMENT' section of a web application. At the top, there is a red horizontal bar. Below it, a dropdown menu is set to 'PT-Property Taxes' and a button labeled 'Add New Account' is visible. A sub-section titled 'Add PT Account' contains three input fields: 'Jurisdiction:' with a dropdown menu showing '010-010', 'Roll:' with an empty text box, and 'Access Code / Pin:' with an empty text box. At the bottom of this section are two buttons: 'Cancel' and 'Save'.

For Water Billing, from your latest water bill:

- Account Number: enter your account number in the first two boxes
- in the third box of Account Number, enter 000
- Access Code/Pin: enter the five digit number (Vadim Open Pin – under the billing date)

The screenshot shows the 'ACCOUNT MANAGEMENT' section of a web application. At the top, there is a red horizontal bar. Below it, a dropdown menu is set to 'UB-Utility Billing' and a button labeled 'Add New Account' is visible. A sub-section titled 'Add UB Account' contains two input fields: 'Account Number:' with three adjacent text boxes and 'Access Code / Pin:' with a single text box.

VadimOpen – Town of Pelham Online Services

5. Click on the Home button and pick from the Quick links to access your Town accounts.

